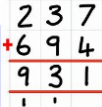





<p style="text-align: center;">Maths</p> <p>This half term we will be learning about:</p> <p>Right angles</p> <ul style="list-style-type: none"> recognise right angles as a property of a shape or description of a turn and identify them in 2D shapes <p>Numbers to 100 and numbers to 1000</p> <ul style="list-style-type: none"> ordinal and magnitude knowledge composition of 100 place value within 100 then 1000 bridging strategies +/- to the nearest 10/100 boundary crossing +/- (crossing 10/100) 	<p style="text-align: center;">EdShed  Homework </p> <p>Homework will be set on a Friday via Seesaw and needs to be completed by the following Wednesday. Please support and encourage your child, although it should primarily be their own work.</p> <p>Spelling tasks are on EdShed using their log in. Spelling tests are on Mondays. All work will be checked by the class teacher. Your child would also significantly benefit from daily reading using the book sent home to reinforce fluency</p>	<p style="text-align: center;">English</p> <p>This half term we will be learning to:</p> <ul style="list-style-type: none"> use noun phrases for description re-tell a familiar story create a story map depicting a story perform a story using a story map plan a story using a familiar model text write a story using a familiar model text edit and improve a story I have written  <p>Key texts: Lost and Found by Oliver Jeffers</p>
<p style="text-align: center;">Science</p> <p>This half term we will be learning about: Living things and their habitats.</p> <p>Question: Do habitats change? How can we help them?</p> <ul style="list-style-type: none"> recognise that living things can be grouped in different ways explore/use classification keys to group and identify living things recognise that environments can change and that this can sometimes pose threats to living things make systematic and careful observations 	<div style="text-align: center;"> <p>Hartford Junior School</p> <p>Learning Leaflet</p> <p>Year 3</p> <p>Autumn 1st Half Term 2024</p> <p>Welcome to our Year 3 Learning Leaflet. This page will give you all the information you need to 'bring out the best' in your child.</p> <p>Mrs Cheryl Esaw Class Teacher in Beech</p> <p>Mrs Claire Booth & Mrs Vic Hollison Class Teachers in Chestnut</p> <p>Our weekly planning time (PPA) is every Wednesday</p> <p>Our Teaching Assistants: Mr Ben Wilcox and Miss Taya Harding</p> </div>	<p style="text-align: center;">Geography</p> <p>This half term we will be learning about: the UK and Huntingdon. (spatial sense within locality)</p> <p>This half term we will be learning to:</p> <ul style="list-style-type: none"> identify the countries and capitals of the UK. use the eight compass points use a four figure grid reference to locate places on a map. plot routes about the River Ouse and how it has changed over time understand the similarities and differences of Huntingdon through the human and physical geography of the region
<p style="text-align: center;">PE</p> <p>2 PE sessions each week, 1 indoor & 1 outdoor session</p> <p style="text-align: center;">PE Days for Y3: Thursday and Friday</p> <p style="text-align: center;">Dance and Cricket</p> <p>PE kits in school colours worn to school on PE days. Earrings cannot be worn, and long hair must be tied back. Unfortunately, we cannot remove earrings.</p>		<p style="text-align: center;">French</p> <p>This half term we will be focussing on: J'apprends le français</p> <p>In this unit pupils will learn how to:</p> <ul style="list-style-type: none"> find France on a map and be able to recall at least 1 Francophone country. use key greetings. ask and answer the question 'How are you?' in French. ask and answer the question 'What is your name?' in French. count to 10 in French. read, write, say and recognise 10 colours in French.
<p style="text-align: center;">RE</p> <p>This half term we will answer:</p> <p style="text-align: center;">What texts are important to people of faith?</p>		
<p style="text-align: center;">Art</p> <p>This half term we will be learning about: Drawing with a focus on Andy Warhol – 'Reigning Queens'</p> <ul style="list-style-type: none"> mark making focusing on patterning and hatching techniques exploring mixed media create and plan our version of Andy Warhol's 'Reigning Queens' evaluate and analyse art created by our peers via an art show become an "artist for the day" and create our own piece using the skills learned and using Andy Warhol for inspiration we will become an "artist for the day" and create our own piece using the skills learned and using Andy Warhol for inspiration 	<p style="text-align: center;">Computing</p> <p>This half term we will be learning about: computing systems and networks -connecting computers</p> <ul style="list-style-type: none"> understand inputs, outputs and processes describe a simple process and design a device understand similarities and differences of devices explain how devices are connected understand that a network is made of many devices learn how to use ipads safely and wisely 	<p style="text-align: center;">PSHE</p> <p>This half term we will be learning about: Beginning and Belonging</p> <ul style="list-style-type: none"> contribute ideas to discussions about ground rules for the class take part in activities to help build cooperative relationships in the class identify emotions that they or someone else might feel in a new situation identify people from home, school or other contexts of their lives to include in their support network know how to access support and how to help other people